

Sewing instructions for IJF/EJU backnumber

Dear athlete,

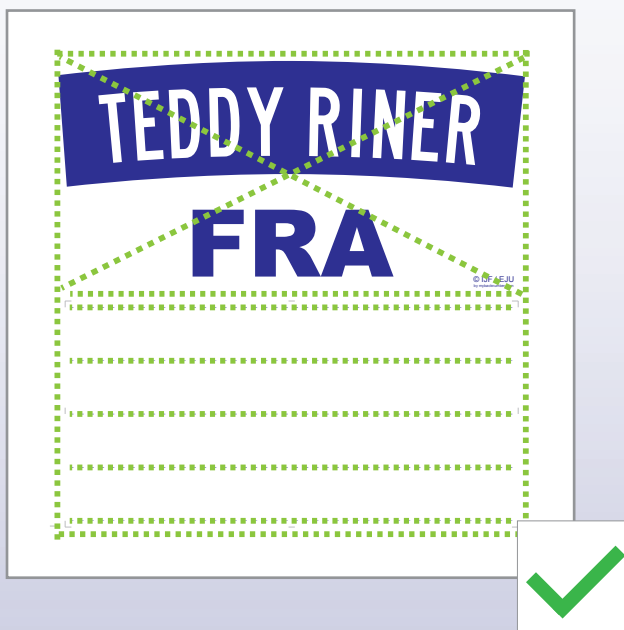
you already ordered the new version of the IJF/EJU Backnumber. This product is valid from now on for all EJU and IJF tournaments.

Please consider the new sewing instructions!

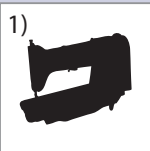
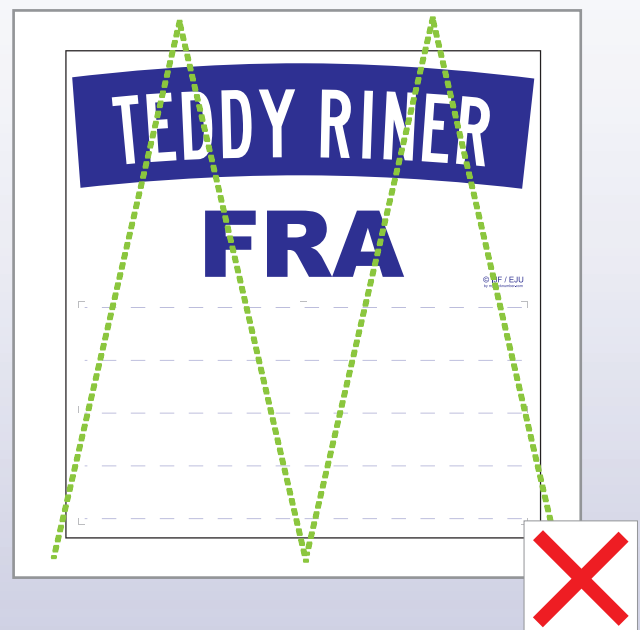
As the product is bigger and as it is constructed to hold selfadhesive stickers on the lower part, this area need to be fixed very accurate.

Please sew on the marked sewing lines! Do not sew differently!!

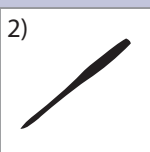
CORRECT



INCORRECT



Use 1) industrial sewing and
2) strong needles.



We recommend a tailor with
professional sewing equip-
ment to attach your backnum-
ber to your Judogi.

Best regards
your mybacknumber.com Team

MYBACKNUMBER
.COM

service of
2pointX GmbH
Theresienstr. 56
50931 Cologne/Germany
service@mybacknumber.com